

LA LECCESE



IL CAVALLINO
CERAMICHE since 1968

made in italy



LA LECCESE

Leccese Light Grey
61,0x61,0 cm RS-BM/24"x24" RS-BM / 30,4x61,0 cm RS-BM/12"x24" RS-BM / 30,4x30,4 cm RS-BM/12"x12" RS-BM



LA LECCESE




Leccese Almond 61,0x61,0 cm RS-BM/24"x24" RS-BM -
30,4x61,0 cm RS-BM/12"x24" RS-BM / 30,4x30,4 cm RS-BM /12"x12" RS-BM

Leccese Almond 61,0x61,0 cm RS-BM/24"x24" RS-BM -
30,4x61,0 cm RS-BM/12"x24" RS-BM / 30,4x30,4 cm RS-BM /12"x12" RS-BM



LA LECCESE

Leccese Almond 61,0x61,0 cm RS-BM/24"x24" RS-BM -
30,4x61,0 cm RS-BM/12"x24" RS-BM/30,4x30,4 cm RS-BM/12"x12" RS-BM
POSA 2



Leccese Almond 61,0x61,0 cm RS-BM/24"x24" RS-BM -
30,4x61,0 cm RS-BM/12"x24" RS-BM/30,4x30,4 cm RS-BM/12"x12" RS-BM

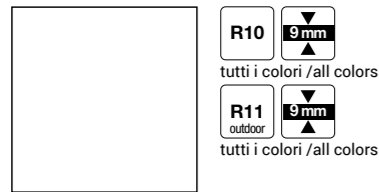


LA LECCESE

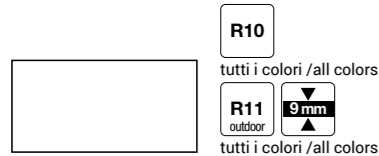
effetto pietra
stone-look
effet pierre
steinoptik



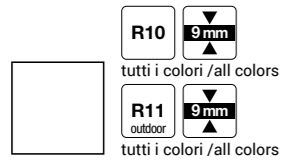
Formati Sizes - Formats - Formate



61,0x61,0 cm RS-BM/24"x24" RS-BM
61,0x61,0 cm RS-BM - outdoor/
24"x24" RS-BM - outdoor



30,4x61,0 cm RS-BM/ 12"x24" RS-BM
30,4x61,0 cm RS-BM - outdoor/
12"x24" RS-BM - outdoor



30,4x30,4 cm RS-BM/ 12"x12" RS-BM
30,4x30,4 cm RS-BM - outdoor/
12"x12" RS-BM - outdoor

RS/BM RETTIFICATO STRUTTURATO/BORDO MOSSO
RECTIFIED TEXTURED/SLIGHT EDGES

I formati 61,0x61,0 - 30,4x61,0 - 30,4x30,4 sono modulari tra loro. Per schemi di posa vedi pag. 13.
The sizes 61.0x61.0 - 30.4x61.0 - 30.4x30.4 are combined laying. For laying patterns see page 13.
Les formats 61.0x61.0 - 30.4x61.0 - 30.4x30.4 sont modulaires entre eux. Pour les plans de pose, voir page 13.
Die Formate 61.0x61.0 - 30.4x61.0 - 30.4x30.4 sind untereinander modular aufgebaut. Zum Verlegebeispiele siehe Seite 13.

Colori Colours - Couleurs - Farbe



LECCESE
LIGHT GREY



LECCESE
ALMOND



Leccese Almond 61,0x61,0 cm RS-BM/24"x24" RS-BM -
30,4x61,0 cm RS-BM/12"x24" RS-BM / 30,4x30,4 cm RS-BM /12"x12" RS-BM
POSA2

LA LECCESE



leccese light grey

61,0x61,0 cm 24"x24"

RS/BM **A196**

61,0x61,0 cm 24"x24" OUTDOOR

RS/BM **A197**



leccese light grey

30,4x61,0 cm 12"x24"

RS/BM **A112**

30,4x61,0 cm 12"x24" OUTDOOR

RS/BM **A113**



leccese light grey

30,4x30,4 cm 12"x12"

RS/BM **A101**

30,4x30,4 cm 12"x12" OUTDOOR

RS/BM **A102**



leccese almond

61,0x61,0 cm 24"x24"

RS/BM **A196**

61,0x61,0 cm 24"x24" OUTDOOR

RS/BM **A197**



leccese almond

30,4x61,0 cm 12"x24"

RS/BM **A112**

30,4x61,0 cm 12"x24" OUTDOOR

RS/BM **A113**



leccese almond

30,4x30,4 cm 12"x12"

RS/BM **A101**

30,4x30,4 cm 12"x12" OUTDOOR

RS/BM **A102**

LA LECCESE

sviluppo grafico - design development - développement graphique - grafische entwicklung



leccese almond 61,0x61,0 cm RS-BM/24"x24" RS-BM

(22 grafiche diverse . 22 different design . 22 graphiques différents . 22 verschiedene Grafische)



leccese light grey 30,4x61,0 cm RS-BM/12"x24" RS-BM

(24 grafiche diverse . 24 different design . 24 graphiques différents . 24 verschiedene Grafische)



leccese light grey 30,4x30,4 cm RS-BM/12"x12" RS-BM


(48 grafiche diverse . 48 different design . 48 graphiques différents . 48 verschiedene Grafische)

I formati 61,0x61,0 - 30,4x61,0 - 30,4x30,4 sono modulari tra loro. Per schemi di posa vedi pag. 13.
 The sizes 61.0x61.0 - 30.4x61.0 - 30.4x30.4 are combined laying. For laying patterns see page 13.
 Les formats 61.0x61.0 - 30.4x61.0 - 30.4x30.4 sont modulaires entre eux. Pour les plans de pose, voir page 13.
 Die Formate 61.0x61.0 - 30.4x61.0 - 30.4x30.4 sind untereinander modular aufgebaut. Zum Verlegebeispiele siehe Seite 13.

LA LECCESE

decori - decors - décors - dekors

mosaico burattato 36 tessere 5x5 -
30x30 cm 12"x12"

P71  7



leccese light grey



leccese almond

pezzi speciali - special pieces - pièces spéciales - formteile

battiscopa
6,5x61,0 cm 2 1/2"x24" RS/BM P07  12



leccese light grey



leccese almond

elemento "L" monolitico outdoor P50  4
15x30x4 cm 6"x12"x1 3/4"

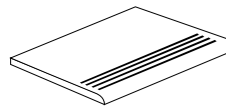


leccese light grey



leccese almond

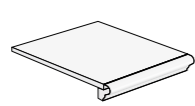
step
30,4x61,0 cm 12"x24" RS/BM P90



leccese light grey

leccese almond

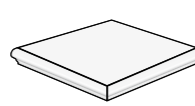
gradino con toro incollato
30,4x30,4 cm 12"x12" RS/BM P20



leccese light grey

leccese almond

angolare con toro incollato
30,4x30,4 cm 12"x12" RS/BM P21



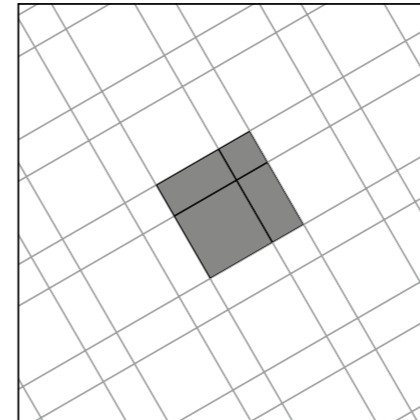
leccese light grey

leccese almond

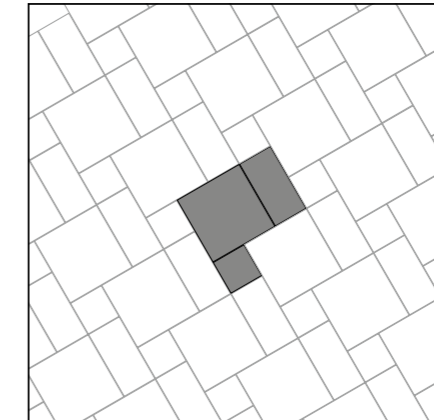
Note - Notes - Notes - Anmerkungen
I battiscopa e gli elementi "L" vengono venduti a pz. e a scatola completa. Tutti gli altri pezzi speciali vengono venduti al pezzo. I gradini vengono prodotti solo su ordinazione (tempo minimo di consegna 20 gg lavorativi).
All skirting and monolithic L elements, priced per piece, are sold in full box. All other special trims are sold by piece. Steps are produced only on request (minimum delivery terms of 20 days).
Les plinthes et élément "L" sont vendues la pièce et par boîte complète. Les autres pièces spéciales sont vendus la pièce. Le plat de marche sont produit sur demande (délai minimum de 20 jours).
Die Sockelleisten und Stufen werden pro Stk. und Vollen Kartons verkauft. Stufen und Stufenecken werden nur auf Bestellung produziert (Lieferzeiten mindesten 20 arbeitstagen ab Auftragserteilung).

LA LECCESE

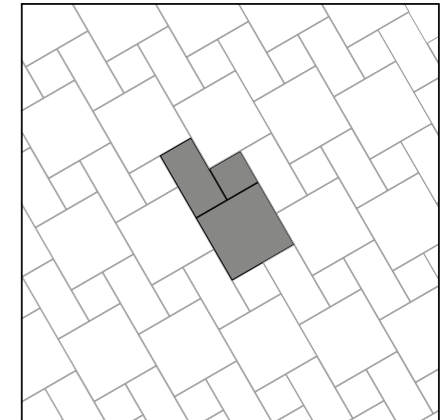
Esempi di posa . Laying compositions . Exemple de pose . Verlegemuster **multiformato** . multiformat



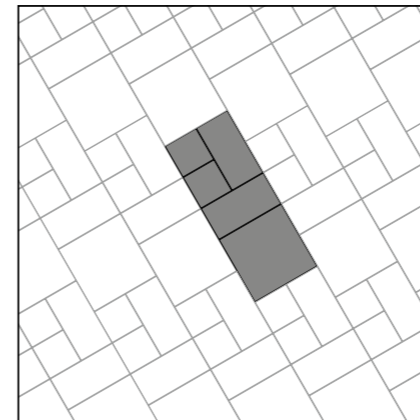
1		
61x61 - 24"x24"		44,45%
30,4x61 - 12"x24"		44,44%
30,4x30,4 - 12"x12"		11,11%



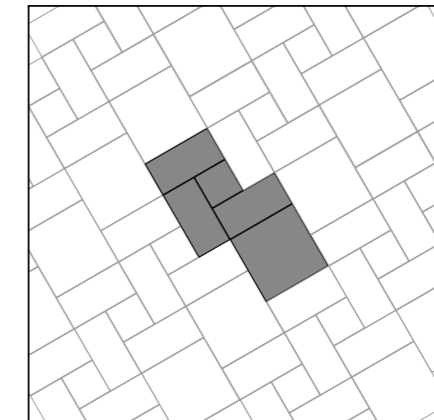
2		
61x61 - 24"x24"		57,14%
30,4x61 - 12"x24"		28,57%
30,4x30,4 - 12"x12"		14,29%



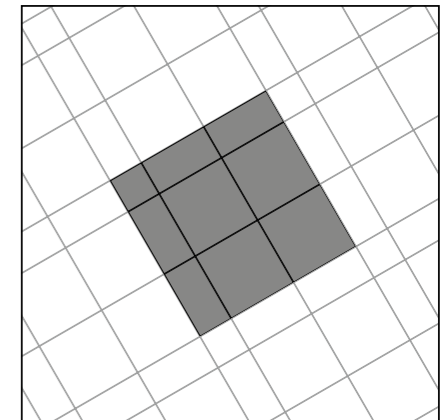
3		
61x61 - 24"x24"		57,14%
30,4x61 - 12"x24"		28,57%
30,4x30,4 - 12"x12"		14,29%



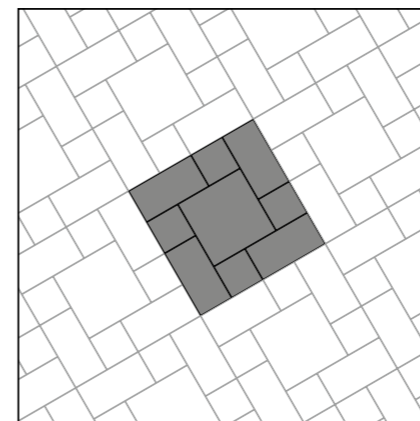
4		
61x61 - 24"x24"		40,00%
30,4x61 - 12"x24"		40,00%
30,4x30,4 - 12"x12"		20,00%



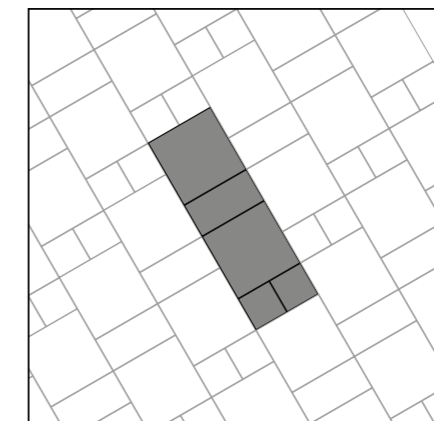
5		
61x61 - 24"x24"		36,45%
30,4x61 - 12"x24"		54,50%
30,4x30,4 - 12"x12"		9,05%



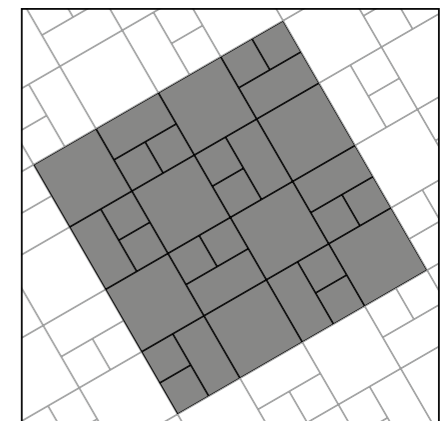
6		
61x61 - 24"x24"		64,00%
30,4x61 - 12"x24"		32,00%
30,4x30,4 - 12"x12"		4,00%



7		
61x61 - 24"x24"		25,00%
30,4x61 - 12"x24"		50,00%
30,4x30,4 - 12"x12"		25,00%



8		
61x61 - 24"x24"		66,78%
30,4x61 - 12"x24"		16,64%
30,4x30,4 - 12"x12"		16,58%



9		
61x61 - 24"x24"		50,00%
30,4x61 - 12"x24"		24,90%
30,4x30,4 - 12"x12"		25,10%

simbologia caratteristica tecniche - grès porcellanato smaltato . symboles technical characteristics - grès porcellanato smaltato . symboles des caracteristiques techniques - grès cérame emailé . symbole technischen eigenschaften - glasiertes feinsteinzeug



CARATTERISTICHE TECNICHE TECHNICAL CHARACTERISTICS CARACTÉRISTIQUES TECHNIQUES TECHNISCHE MERKMALE	NORMA DI RIFERIMENTO REFERENCE STANDARD NORME DE REFERENCE PRÜFMETHODE	VALORE RICHIESTO REQUIRED VALUE VALEUR REQUISE SOLLWERT	VALORE MEDIO IL CAVALLINO AV. IL CAVALLINO VALUE VALEUR MOYENNE IL CAVALLINO MITTLERER IL CAVALLINO-WERT
---	---	--	---

	DIMENSIONI DIMENSIONS DIMENSIONS ABMESSUNGEN	ISO 10545-2	CONFORME COMPLIANT CONFORME KONFORM	CONFORME COMPLIANT CONFORME KONFORM
	ASSORBIMENTO D'ACQUA WATER ABSORPTION ABSORPTION D'EAU WASSERAUFNAHME	ISO 10545-3	≤ 0,5 %	CONFORME COMPLIANT CONFORME KONFORM
	RESISTENZA A FLESSIONE MODULUS OF RUPTURE RESISTANCE A LA FLEXION BIEGEFESTIGKEIT	ISO 10545-4	MODULUS OF RUPTURE R ≥ 35 N/MM ² BREAKING STRENGTH S ≥ 1300 N	CONFORME COMPLIANT CONFORME KONFORM
	RESISTENZA ALL'ABRASIONE ABRASION RESISTANCE RÉSISTANCE À L'ABRASION ABRIEBBESTÄNDIGKEIT	ISO 10545-7	PEI SOLO PER PIASTRELLE SMALTATE ONLY FOR GLAZED TILES	
	DILATAZIONE TERMICA LINEARE LINEAR THERMAL EXPANSION DILATATION THERMIQUE LINEAIRE LINEARE WÄRMEAUSSDEHNUNG	ISO 10545-8	≤ 9x10 ⁻⁵ °C ⁻¹	CONFORME COMPLIANT CONFORME KONFORM
	RESISTENZA AGLI SBALZI TERMICI THERMAL SHOCK RESISTANCE RESISTANCE AUX ECARTS DE TEMPERATURE ITEMPERATURWECHSELBESTÄNDIGKEIT	ISO 10545-9	RESISTENTE RESISTANT RESISTANT BESTÄNDIG	RESISTENTE RESISTANT RESISTANT BESTÄNDIG
	RESISTENZA AL GELO FROST RESISTANCE RESISTANCE AU GEL FROSTBESTÄNDIGKEIT	ISO 10545-12	RESISTENTE RESISTANT RESISTANT BESTÄNDIG	RESISTENTE RESISTANT RESISTANT BESTÄNDIG
	RESISTENZA AGLI ACIDI ED ALLE BASI ACID AND ALKALI RESISTANCE RESISTANCE AUX ACIDES ET AUX BASES SÄURE- UND LAUGENBESTÄNDIGKEIT	ISO 10545-13	CLASS GB MIN.	LOW CONCENTRATION GLA HIGH CONCENTRATION GHA
	RESISTENZA ALL'ATTACCO CHIMICO CHEMICAL RESISTANCE RESISTANCE À L'ATTAQUE CHEMIQUE CHEMISCHE BESTÄNDIGKEIT	ISO 10545-13	CLASS GB MIN.	GA
	RESISTENZA ALLE MACCHIE STAIN RESISTANCE RESISTANCE AU TACHES FLECKENBESTÄNDIGKEIT	ISO 10545-14	CLASS 3 MIN.	5
	COEFFICIENTE DI ATTRITO (SCIVOLOSITÀ) FRICTION COEFFICIENT (SLIPPERINESS) COEFFICIENT DE FRICTION (GLISSEMENT) REIBUNGSKOEFFIZIENT (RUTSCHIGKEIT)	BCR - ITALIA DM DEL 14-06-89 DRY RUBBER 0,62 WET RUBBER 0,51 DRY LEATHER 0,62	ASTM - USA ASTM C1028 DRY NEOLYTHE 0,69 WET NEOLYTHE 0,62	DIN - GERMANIA DIN 51130 R10 -R11 outdoor ZH 1/571

THE PRODUCTS HAVING AN ABSORPTION < 0.5% ARE CLASSIFIED ACCORDING THE UNI CEN STANDARDS "FULLY VITRIFIED TILES" AND ACCORDING TO THE ASTM STANDARDS "IMPERVIOUS TILES"

Tabella pesi ed imballi . Sizes weight and packaging Mesures poids et emballages . Tabelle der Gewichte und Verpackungen

formati - sizes - tailles - formate	mm	pz. x box	mq. x box	box x pal.	mq. x pal.	kg. x mq	kg. x box	kg. x pal.	
RETTIFICATI / RECTIFIED (R)									
61x61 cm 24"x24" R	9 mm	4	1,49	30	44,70	19,80	29,50	900	80x120x75
30,4x61 cm 12"x24" R	9 mm	7	1,30	40	52,00	19,83	25,77	1045	80x120x75
30,4x30,4 cm 12"x12" R	9 mm	13	1,20	40	48,00	20,78	24,93	1010	80x120x75
pezzi speciali - special pieces - pièces spéciales - formteile									
6,5x61 cm 2"x24" battiscopa rettificato		12					8,50		

Le informazioni contenute nel presente catalogo sono il più possibile esatte, ma non sono da ritenersi vincolanti. Per esigenze di produzione l'Azienda si riserva il diritto di apportare eventuali modifiche che si rendessero necessarie. Peso, colori e misure sono soggetti alle inevitabili variazioni tipiche del processo di cottura della ceramica. Il colori e gli effetti riportati sul presente catalogo sono indicativi per i limiti consentiti dalla stampa; per questo non possono essere vincolanti e costituire base per eventuali contestazioni.

The information contained in this catalogue is as accurate as possible, but cannot be considered as legally binding. The Company reserves the right to make any modifications that become necessary due to production requirements. Weight, colours and dimensions are subject to the inevitable variations typical of the ceramic firing process. Colours and aesthetic effects shown on this catalogue should be considered indicative and approximate as a result of printing process limits. Possible variations may occur and can not be at the base of any claim.

Les informations reprises dans ce catalogue sont exactes, mais elles n'engagent aucunement notre Société du point de vue légal. Pour des exigences de production la Société se réserve le droit d'apporter toutes les dimensions sont assujettis aux variations typiques du processus de cuisson de la céramiques. Les couleurs et les effets présentés dans ce catalogue sont indicatifs dans la mesure permise par la presse, ce qui explique pourquoi ils ne peuvent pas être obligatoire et constituer la base d'un éventuel désaccord.

Die informationen des vorliegenden Katalogs sind so exakt wie möglich, sind jedoch nicht als gesetzlich verbindlich zu betrachten. Aus Fertigungsgründen behält die Firma sich das Recht vor, eventuell notwendige Änderungen vorzunehmen. Gewicht, Farben und Abmessungen unterliegen den unvermeidlichen Veränderungen, die für den Brennvorgang von Keramikprodukten typisch sind. Die in diesem Katalog gezeigten Farben und Effekte sind Richtwerte, soweit durch die Presse, die ist, warum sie nicht bindend und stellen die Grundlage für eine Meinungsverschiedenheit gestattet.

Credit:

Marketing:
Il Cavallino

Progetto Grafico:

EUREKA



LA LECCESE



IL CAVALLINO
CERAMICHE since 1968



IL CAVALLINO Ceramica Artistica S.p.a.
Via 2 Giugno, 3/5
41040 Fiorano Modenese -
frazione Spezzano (MO) Italy
tel. +39 0536 84 39 64
fax Commerciale +39 0536 84 56 50
fax Amministrazione +39 0536 92 15 86
www.ceramicacavallino.it
ilcavallino@ilcavallinocer.it

“”
Ceramics of Italy